

Optical Fiber Closure

STC-HTM

Sunil Telecom's optical fiber closure STC-HTM is the medium size of the STC-HTx series. It generally houses 72 ~ 216 loose fibers. Ribbon 4-fibers and ribbon 8-fibers are also available and maximum housing capacity for each are 160 fibers and 320 fibers. It can be installed in various environment - aerial, buried, handhole and manhole.

Like other STC-HTx series, unique sealing structure of STC HTM provides customers with easy, fast installation and efficient mid span branch.




Dimensions and Weight

	Dimmension(mm)	Weight(kg)	
Closure	574(L) × 222(W) × 138(H)	4.55	Excluding trays
Packing	600(L) × 240(W) × 170(H)	6.25	Including 4 trays and a mounting pipe

Specification

Cable inlet ports	6	3 ports at each ends
Air pressurization valve	1	For testing air leakage
Max. stack of trays	6	Max. 5 trays for ribbon-fibers connection
Max. diameter of cable	Φ27	




Features

- * Ribbed outer cases secure high mechanical solidity against impact and compression.
- * Sealing system consist of various sizes of cable saddles, cable gaskets and a case gasket provide proven watertightness and a great deal of flexibility. It's very convenient especially for branch calble splices. Diameter of up to 27 mm cables are available.
- * Pivoting splice trays maxmize density and maintain sufficient bend radius.
- * Screwing bolts around the outer case provide easy and fast assembly.

splice trays for STC-HTM


STT-ML



261(L) × 115(W) × 10(H) mm

Up to 6 trays in an STC-HTM. It is basically used for splicing loose fibers.
 Each tray can hold up to 4 splice-holders and each holder has 6 splice-slots. Holding 2 splice-sleeves per slot, each tray can hold maximum 48 loose fibers. Considering bending radius, we recommend 36 fibers per tray.

STT-MR



261(L) × 115(W) × 12(H) mm

Up to 5 trays in an STC-HTM. It is basically used for splicing ribbon fibers.
 Each tray has 8 splice-slots for ribbon fibers. 4-fiber ribbon and 8-fiber ribbon are available.

Splice Capacities

Part no.	Per splice-slot	1 tray	2 trays	3 trays	4 trays	5 trays	6 trays
STT-ML	Loose-fiber × 1	18	36	54	72	90	108
	Loose-fiber × 2	36	72	108	144	180	216
STT-MR	Ribbon 4-fibers	32	64	96	128	160	-
	Ribbon 8-fibers	64	128	192	156	320	-

Basically included accessories

Installation manual	1 EA
Mounting bracket	1 set (2EA)
Cable tie	Long 6pcs, short 20pcs
Vacuum grease	1 EA
Cable diameter gauge	1 EA
PVC tape	1 EA
Cable gasket	Depending on the cable diameter
Cable clamp	Depending on the cable diameter
Fiber protection tube	6pcs for a tray




Additional equipment to be ordered



Mounting pipe (for manhole installation)



T-wrench (for screwing bolts of outer case)



Sheath earthing lug



Fusion splice protector (heat-shrinkable sleeve)